



ग्रामीण गृहनिर्माण

दैनिक प्रगती अहवाल :

१७.०८.२०२३

प्रधानमंत्री आवास योजना ग्रामीण – मंजूरी, पूर्ण घरकुले, हप्ते वितरण, भूमिहीन, आर्थिकदृष्ट्या अपुर्ण
राज्य पुरस्कृत ग्रामीण आवास योजना – मंजूरी, पूर्ण घरकुले, हप्ते वितरण, आर्थिकदृष्ट्या अपुर्ण

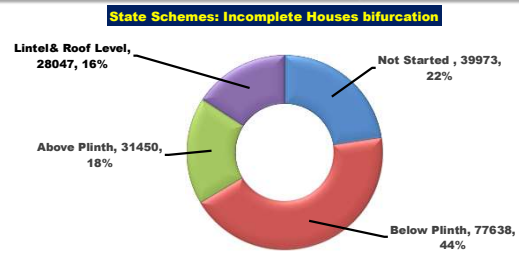
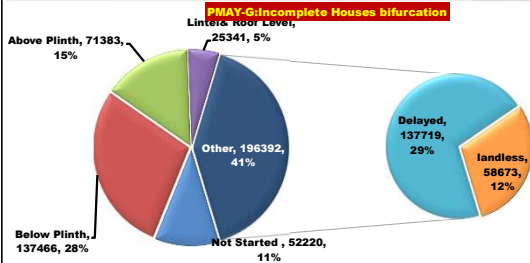
योजना	एकूण मंजूरी	दैनिक मंजूरी	एकूण पूर्ण	दैनिक पूर्ण घरकुले	दैनिक पहिला हप्ता वितरीत	दैनिक दुसरा हप्ता वितरीत	दैनिक तिसरा हप्ता वितरीत
प्रधानमंत्री आवास योजना ग्रामीण	१३९४३०४	०	११०७८९४	९८८	०	०	०
राज्य योजना	६०९०४५	१३३९	४३१९३७	५१३	२३	०	५
एकूण	२००३३४९	१३३९	१५३९८३१	१५०१	२३	०	५

PMAY-G Completion Progress Bar

79.5%

State Schemes Progress Bar

70.9%



218542

182513

161689

137719

78594

125565

48026

27166

पहिला हप्ता मिळाल्यानंतर ३ महिने उलटूनही अपुर्ण घरकुले

पहिला हप्ता मिळाल्यानंतर ६ महिने उलटूनही अपुर्ण घरकुले

पहिला हप्ता मिळाल्यानंतर ९ महिने उलटूनही अपुर्ण घरकुले

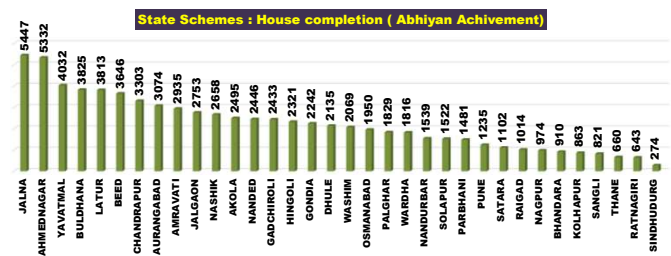
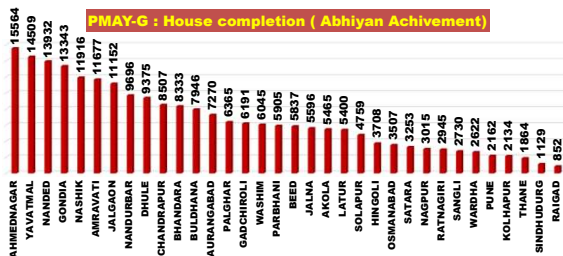
पहिला हप्ता मिळाल्यानंतर १२ महिने उलटूनही अपुर्ण घरकुले

पहिला हप्ता मिळाल्यानंतर १८ महिने उलटूनही अपुर्ण घरकुले

पहिला हप्ता मिळाल्यानंतर १० दिवसानंतरही दुसरा हप्ता न मिळालेली घरकुले

दुसरा हप्ता मिळाल्यानंतर १० दिवसानंतरही तिसरा हप्ता न मिळालेली घरकुले

तिसरा हप्ता मिळाल्यानंतर १० दिवसानंतरही अपुर्ण घरांची संख्या

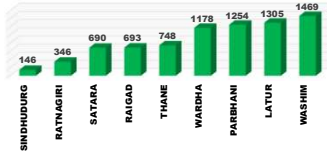


राज्य व्यवस्थापन कक्ष- ग्रामीण गृहनिर्माण

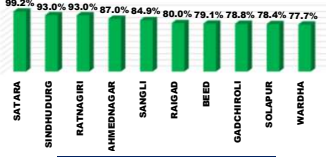
४ था मजला, दक्षिण कक्ष, सिडको भवन, सीबीडी बेलापूर, नवी मुंबई - ४०० ६१४.

Top and Bottom Ten Districts

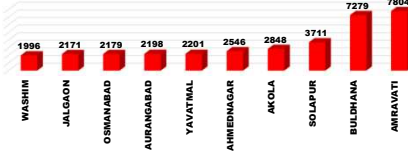
PMAY-G Delayed Houses TOP 10 Dist.



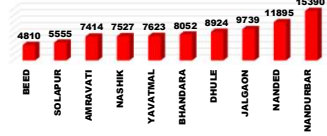
State Schemes Sanction TOP 10 Dist.



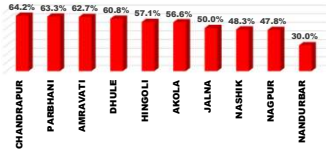
PMAY-G Remaining 1st Installments Bottom 10 Dist.



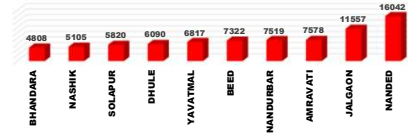
PMAY-G Delayed Houses Bottom 10 Dist.



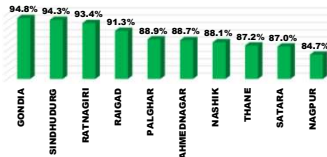
State Schemes Sanction Bottom 10 Dist.



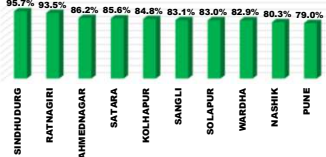
PMAY-G Remaining 2nd Installments Bottom 10 Dist.



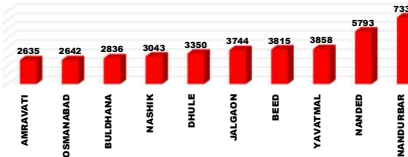
PMAY-G Completion TOP 10 Dist.



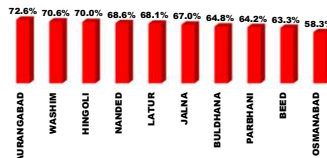
State Schemes Completion TOP 10 Dist.



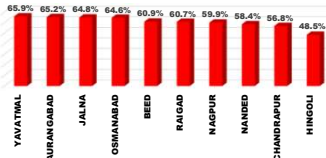
PMAY-G Remaining 3rd Installments Bottom 10 Dist.



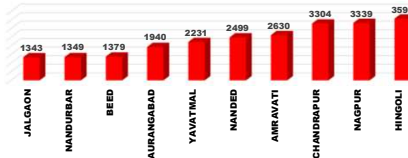
PMAY-G Completion Bottom 10 Dist.



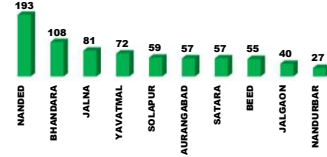
State Schemes Completion Bottom 10 Dist.



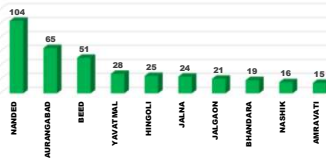
State Schemes Remaining 1st Installments Bottom 10 Dist.



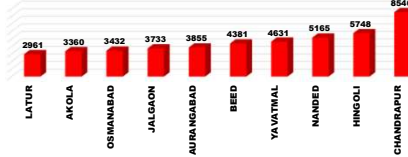
PMAY-G Daily Completion Top 10 Dist.



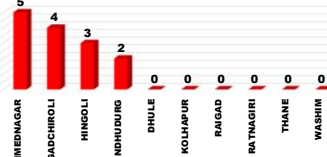
State Schemes Daily Completion Top 10 Dist.



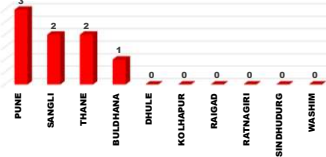
State Schemes Remaining 2nd Installments Bottom 10 Dist.



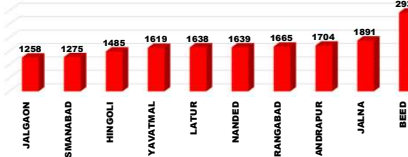
PMAY-G Daily Completion Bottom 10 Dist.



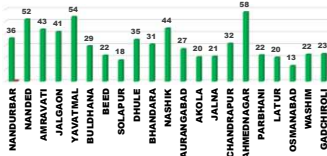
State Schemes Daily Completion Bottom 10 Dist.



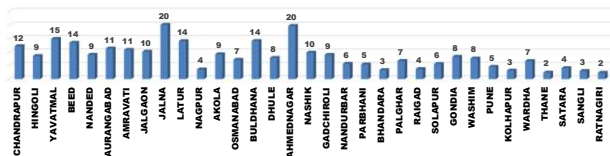
State Schemes Remaining 3rd Installments Bottom 10 Dist.



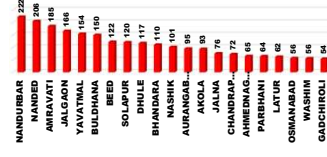
PMAY-G : Current Pace of Completion Per Day (Abhiyan)



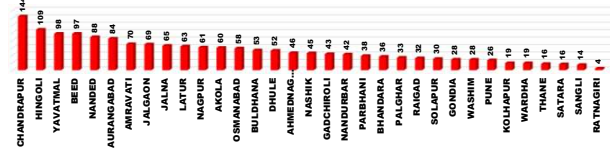
State Schemes : Current Pace of Completion Per Day (Abhiyan)



PMAY-G Required Pace of Completion Per Day



State Schemes Required Pace of Completion Per Day



प्रधानमंत्री आवास योजना ग्रामीण - मंजूरी (PWL+Awaas Plus)

Sr. No.	Division	Target (PWL+Awaas Plus)	14.08.2023	17.08.2023	Daily Achivement	Remaining
1	NASHIK DIV.	412019	411673	411663	0	356
2	AMRAVATI DIV.	270828	269836	269804	0	1024
3	AURANGABAD DIV.	236300	235624	235527	0	773
4	NAGPUR DIV.	289034	288377	288283	0	751
5	KONKAN DIV.	69517	69469	69469	0	48
6	PUNE DIV.	120610	119618	119558	0	1052
Total		1398308	1394597	1394304	0	4004

Sr. No.	District	Target (PWL+Awaas Plus)	14.08.2023	17.08.2023	Daily Achivement	Remaining
1	AKOLA	48598	48374	48374	0	224
2	AURANGABAD	36366	36350	36350	0	16
3	BEED	34984	34836	34836	0	148
4	BULDHANA	44705	44669	44669	0	36
5	GADCHIROLI	31635	31617	31617	0	18
6	GONDIA	95992	95895	95895	0	97
7	HINGOLI	18083	18083	18083	0	0
8	JALGAON	78561	78458	78458	0	103
9	LATUR	20415	20368	20368	0	47
10	NANDURBAR	118812	118784	118784	0	28
11	NASHIK	89431	89315	89315	0	116
12	OSMANABAD	14309	14205	14205	0	104
13	PALGHAR	35188	35188	35188	0	0
14	RAIGAD	9821	9819	9819	0	2
15	RATNAGIRI	9804	9794	9794	0	10
16	SANGLI	21508	21364	21364	0	144
17	SINDHUDURG	5132	5096	5096	0	36
18	THANE	9572	9572	9572	0	0
19	AHMEDNAGAR	60551	60468	60467	-1	84
20	CHANDRAPUR	42516	42435	42434	-1	82
21	JALNA	24035	24035	24034	-1	1
22	YAVATMAL	64233	64129	64127	-2	106
23	AMRAVATI	93192	92744	92740	-4	452
24	PUNE	19230	19184	19180	-4	50
25	WARDHA	18046	17924	17918	-6	128
26	DHULE	64664	64648	64639	-9	25
27	SATARA	14707	14532	14520	-12	187
28	KOLHAPUR	17410	17221	17201	-20	209
29	BHANDARA	64125	63957	63933	-24	192
30	SOLAPUR	47755	47317	47293	-24	462
31	PARBHANI	18917	18842	18816	-26	101
32	WASHIM	20100	19920	19894	-26	206
33	NAGPUR	36720	36549	36486	-63	234
34	NANDED	69191	68905	68835	-70	356
Total		1398308	1394597	1394304	0	4004

Remaining Sanction RANK

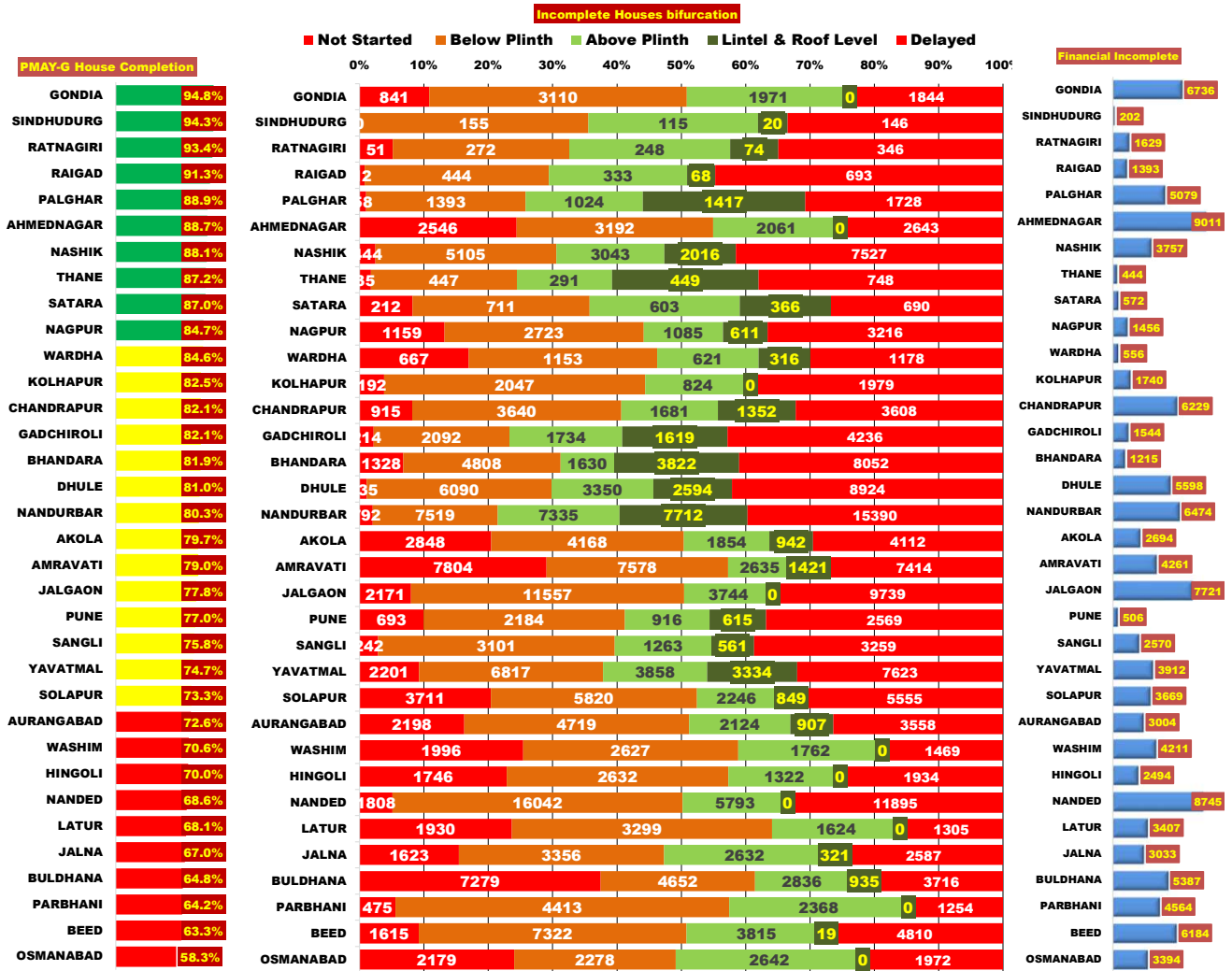
HINGOLI	0
PALGHAR	0
THANE	0
JALNA	1
RAIGAD	2
RATNAGIRI	10
AURANGABAD	16
GADCHIROLI	18
DHULE	25
NANDURBAR	28
BULDHANA	36
SINDHUDURG	36
LATUR	47
PUNE	50
CHANDRAPUR	82
AHMEDNAGAR	84
GONDIA	97
PARBHANI	101
JALGAON	103
OSMANABAD	104
YAVATMAL	106
NASHIK	116
WARDHA	128
SANGLI	144
BEED	148
SATARA	187
BHANDARA	192
WASHIM	206
KOLHAPUR	209
AKOLA	224
NAGPUR	234
NANDED	356
AMRAVATI	452
SOLAPUR	462

प्रधानमंत्री आवास योजना - ग्रामीण : भूमिहीन लाभार्थी अहवाल

Sr. No.	District	Google Sheet Report			AwaasSoft Report			
		Total Landless	Provided land	Remaining	Landless beneficiaries tagged in AwaasSoft	Landless beneficiaries provided land	Remaining Landless	Remaining Tag (provided land)
1	DHULE	18	18	0	18	18	0	0
2	GADCHIROLI	8	8	0	9	9	0	-1
3	GONDIA	2450	2450	0	2457	2329	128	121
4	KOLHAPUR	257	257	0	253	228	25	29
5	NANDURBAR	0	0	0	0	0	0	0
6	PALGHAR	11	11	0	11	11	0	0
7	RAIGAD	6	6	0	6	6	0	0
8	RATNAGIRI	23	23	0	23	23	0	0
9	SINDHUDURG	420	420	0	418	418	0	2
10	NANDED	354	322	32	372	263	109	59
11	THANE	112	80	32	118	60	58	20
12	BEED	212	125	87	364	66	298	59
13	SANGLI	338	213	125	353	142	211	71
14	SATARA	869	689	180	870	629	241	60
15	PARBHANI	307	63	244	300	54	246	9
16	NASHIK	1794	1471	323	1696	1162	534	309
17	PUNE	2069	1603	466	2062	867	1195	736
18	CHANDRAPUR	2457	1908	549	2502	1614	888	294
19	WARDHA	2359	1808	551	2403	1804	599	4
20	NAGPUR	4587	3705	882	4598	3546	1052	159
21	HINGOLI	1713	796	917	1713	466	1247	330
22	JALNA	1359	406	953	1374	85	1289	321
23	LATUR	2184	1150	1034	2258	810	1448	340
24	BHANDARA	5061	4002	1059	5062	4109	953	-107
25	JALGAON	22530	21460	1070	22585	20901	1684	559
26	WASHIM	3215	1678	1537	3250	1524	1726	154
27	AURANGABAD	3266	1700	1566	3250	1807	1443	-107
28	OSMANABAD	2258	531	1727	2367	56	2311	475
29	YAVATMAL	3666	1640	2026	3605	1521	2084	119
30	AKOLA	7278	5134	2144	7221	5161	2060	-27
31	AHMEDNAGAR	7586	5240	2346	7792	5117	2675	123
32	SOLAPUR	6559	3944	2615	6554	3277	3277	667
33	BULDHANA	15352	9266	6086	15705	9146	6559	120
34	AMRAVATI	20723	13727	6996	19838	12841	6997	886
	Total	121401	85854	35547	121407	80070	41337	6026

प्रधानमंत्री आवास योजना ग्रामीण - पूर्ण घरकूले

Sr. No.	Division	Sanction	14.08.2023	17.08.2023	Daily Achivement	Remaining	Avg. Completed Per Day From 20.11.22 to Today	To be Completed in Per Day till 30.11.23
1	AURANGABAD DIV.	235527	158287	158716	429	76811	189	732
2	NAGPUR DIV.	288283	249964	250139	175	38144	156	363
3	PUNE DIV.	119558	92308	92460	152	27098	56	258
4	AMRAVATI DIV.	269804	202669	202799	130	67005	169	638
5	NASHIK DIV.	411663	341133	341217	84	70446	214	671
6	KONKAN DIV.	69469	62545	62563	18	6906	49	66
Total		1394304	1106906	1107894	988	286410	832	2728



प्रधानमंत्री आवास योजना ग्रामीण - पूर्ण घरकूले

Sr. No.	District	Sanction	14.08.2023	17.08.2023	Daily Achivement	Remaining	Avg. Completed Per Day From 20.11.22 to Today	To be Completed in Per Day till 30.11.23
1	NANDED	68835	47049	47242	193	21593	52	206
2	BHANDARA	63933	52237	52345	108	11588	31	110
3	JALNA	24034	16021	16102	81	7932	21	76
4	YAVATMAL	64127	47845	47917	72	16210	54	154
5	SOLAPUR	47293	34608	34667	59	12626	18	120
6	AURANGABAD	36350	26345	26402	57	9948	27	95
7	SATARA	14520	12571	12628	57	1892	12	18
8	BEED	34836	22010	22065	55	12771	22	122
9	JALGAON	78458	61030	61070	40	17388	41	166
10	NANDURBAR	118784	95399	95426	27	23358	36	222
11	AKOLA	48374	38537	38562	25	9812	20	93
12	WARDHA	17918	15136	15161	25	2757	10	26
13	SANGLI	21364	16175	16197	22	5167	10	49
14	BULDHANA	44669	28949	28967	18	15702	29	150
15	LATUR	20368	13856	13874	18	6494	20	62
16	CHANDRAPUR	42434	34829	34846	17	7588	32	72
17	PALGHAR	35188	31280	31296	16	3892	24	37
18	AMRAVATI	92740	73287	73302	15	19438	43	185
19	PARBHANI	18816	12064	12078	14	6738	22	64
20	PUNE	19180	14758	14772	14	4408	8	42
21	GONDIA	95895	90908	90921	13	4974	49	47
22	NASHIK	89315	78695	78707	12	10608	44	101
23	NAGPUR	36486	30900	30908	8	5578	11	53
24	OSMANABAD	14205	8279	8287	8	5918	13	56
25	AHMEDNAGAR	60467	53639	53644	5	6823	58	65
26	GADCHIROLI	31617	25954	25958	4	5659	23	54
27	HINGOLI	18083	12663	12666	3	5417	14	52
28	SINDHUDURG	5096	4804	4806	2	290	4	3
29	DHULE	64639	52370	52370	0	12269	35	117
30	KOLHAPUR	17201	14196	14196	0	3005	8	29
31	RAIGAD	9819	8962	8962	0	857	3	8
32	RATNAGIRI	9794	9149	9149	0	645	11	6
33	THANE	9572	8350	8350	0	1222	7	12
34	WASHIM	19894	14051	14051	0	5843	22	56
Total		1394304	1106906	1107894	988	286410	832	2728

राज्यपुरस्कृत आवास योजना ग्रामीण - मंजूरी

Sr. No.	Division	Target	14.08.2023	17.08.2023	Daily Achivement	Remaining
1	PUNE DIV.	79398	63924	64570	646	14828
2	NASHIK DIV.	207115	118782	119167	385	87948
3	NAGPUR DIV.	163668	108702	108893	191	54775
4	AURANGABAD DIV.	269168	177593	177652	76	91516
5	AMRAVATI DIV.	156577	103877	103907	30	52670
6	KONKAN DIV.	44681	34845	34856	11	9825
Total		920607	607723	609045	1339	311562

Sr. No.	District	Target	14.08.2023	17.08.2023	Daily Achivement	Remaining
1	SATARA	11532	10795	11439	644	93
2	NANDURBAR	51420	15269	15418	149	36002
3	AHMEDNAGAR	39938	34636	34764	128	5174
4	NASHIK	49930	24013	24116	103	25814
5	CHANDRAPUR	54555	34918	35020	102	19535
6	NAGPUR	33291	15809	15898	89	17393
7	PARBHANI	28616	18033	18103	70	10513
8	AMRAVATI	36242	22703	22723	20	13519
9	RAIGAD	10569	8444	8455	11	2114
10	YAVATMAL	40759	30069	30079	10	10680
11	OSMANABAD	22761	17240	17246	6	5515
12	DHULE	31410	19100	19105	5	12305
13	KOLHAPUR	16830	12902	12904	2	3926
14	AKOLA	34781	19696	19696	0	15085
15	AURANGABAD	36954	25517	25517	0	11437
16	BEED	33057	26164	26164	0	6893
17	BHANDARA	21794	16429	16429	0	5365
18	BULDHANA	28967	20422	20422	0	8545
19	GADCHIROLI	20609	16250	16250	0	4359
20	GONDIA	18712	13866	13866	0	4846
21	HINGOLI	38798	22138	22138	0	16660
22	JALGAON	34417	25764	25764	0	8653
23	JALNA	38892	19459	19459	0	19433
24	LATUR	35680	26710	26710	0	8970
25	PALGHAR	16073	11748	11748	0	4325
26	PUNE	17336	13138	13138	0	4198
27	RATNAGIRI	7197	6690	6690	0	507
28	SANGLI	10132	8604	8604	0	1528
29	SINDHUDURG	2268	2109	2109	0	159
30	SOLAPUR	23568	18485	18485	0	5083
31	THANE	8574	5854	5854	0	2720
32	WARDHA	14707	11430	11430	0	3277
33	WASHIM	15828	10987	10987	0	4841
34	NANDED	34410	22332	22315	-17	12095
Total		920607	607723	609045	1339	311562

Remaining Sanction RANK

SATARA	93
SINDHUDURG	159
RATNAGIRI	507
SANGLI	1528
RAIGAD	2114
THANE	2720
WARDHA	3277
KOLHAPUR	3926
PUNE	4198
PALGHAR	4325
GADCHIROLI	4359
WASHIM	4841
GONDIA	4846
SOLAPUR	5083
AHMEDNAGAR	5174
BHANDARA	5365
OSMANABAD	5515
BEED	6893
BULDHANA	8545
JALGAON	8653
LATUR	8970
PARBHANI	10513
YAVATMAL	10680
AURANGABAD	11437
NANDED	12095
DHULE	12305
AMRAVATI	13519
AKOLA	15085
HINGOLI	16660
NAGPUR	17393
JALNA	19433
CHANDRAPUR	19535
NASHIK	25814
NANDURBAR	36002

राज्यपुरस्कृत आवास योजना ग्रामीण - प्रलंबीत मंजूरी

Sr. No.	Division	रमाई आवास योजना	शबरी आवास योजना	आदीम आवास योजना	पारधी आवास योजना	य.च.मु.व योजना	धनगर आवास योजना	एकूण
1	KONKAN DIV.	1470	8304	25	4	22	0	9825
2	PUNE DIV.	10966	3622	4	55	20	161	14828
3	AMRAVATI DIV.	32012	20182	194	9	239	34	52670
4	NAGPUR DIV.	27704	24839	252	2	1951	27	54775
5	NASHIK DIV.	21456	66323	61	20	59	29	87948
6	AURANGABAD DIV.	61993	28185	238	26	234	840	91516
	Total	155601	151455	774	116	2525	1091	311562

Sr. No.	District	रमाई आवास योजना	शबरी आवास योजना	आदीम आवास योजना	पारधी आवास योजना	य.च.मु.व योजना	धनगर आवास योजना	एकूण
1	SATARA	93	0	0	0	0	0	93
2	SINDHUDURG	128	14	16	1	0	0	159
3	RATNAGIRI	400	84	0	1	22	0	507
4	SANGLI	1486	30	0	12	0	0	1528
5	RAIGAD	522	1590	0	2	0	0	2114
6	THANE	321	2393	6	0	0	0	2720
7	WARDHA	923	2220	134	0	0	0	3277
8	KOLHAPUR	3730	35	0	0	0	161	3926
9	PUNE	844	3316	4	14	20	0	4198
10	PALGHAR	99	4223	3	0	0	0	4325
11	GADCHIROLI	1078	3255	26	0	0	0	4359
12	WASHIM	3625	1216	0	0	0	0	4841
13	GONDIA	3245	1586	0	0	0	15	4846
14	SOLAPUR	4813	241	0	29	0	0	5083
15	AHMEDNAGAR	2655	2519	0	0	0	0	5174
16	BHANDARA	3871	1446	0	0	36	12	5365
17	OSMANABAD	5112	264	0	0	139	0	5515
18	BEED	5587	1300	0	6	0	0	6893
19	BULDHANA	5765	2746	0	0	0	34	8545
20	JALGAON	3579	5041	0	4	0	29	8653
21	LATUR	7200	933	0	4	0	833	8970
22	PARBHANI	7664	2764	0	0	85	0	10513
23	YAVATMAL	5759	4653	194	1	73	0	10680
24	AURANGABAD	7172	4259	0	6	0	0	11437
25	NANDED	5228	6621	238	8	0	0	12095
26	DHULE	3860	8386	0	0	59	0	12305
27	AMRAVATI	5253	8093	0	7	166	0	13519
28	AKOLA	11610	3474	0	1	0	0	15085
29	HINGOLI	7044	9616	0	0	0	0	16660
30	NAGPUR	12087	5302	0	0	4	0	17393
31	JALNA	16986	2428	0	2	10	7	19433
32	CHANDRAPUR	6500	11030	92	2	1911	0	19535
33	NASHIK	10415	15332	61	6	0	0	25814
34	NANDURBAR	947	35045	0	10	0	0	36002
	Total	155601	151455	774	116	2525	1091	311562

राज्यपुरस्कृत आवास योजना ग्रामीण - पूर्ण घरकूले

Sr. No.	Division	Sanction	14.08.2023	17.08.2023	Daily Achivement	Remaining	Avg. Completed From 20.11.22 to Today	Per Day	To be Completed in Per Day till 30.11.23
1	AURANGABAD DIV.	177652	113988	114284	296	63368	90		604
2	NAGPUR DIV.	108893	74150	74223	73	34670	43		330
3	AMRAVATI DIV.	103907	71498	71554	56	32353	57		308
4	NASHIK DIV.	119167	92430	92474	44	26693	53		254
5	PUNE DIV.	64570	53579	53608	29	10962	21		104
6	KONKAN DIV.	34856	25779	25794	15	9062	16		86
	Total	609045	431424	431937	513	177108	280		1687

Sr. No.	District	Sanction	16-04-1952	21-04-1952	Daily Achivement	Remaining	Avg. Completed From 20.11.22 to Today	Per Day	To be Completed in Per Day till 30.11.23
1	NANDED	22315	12931	13035	104	9280	9		88
2	AURANGABAD	25517	16582	16647	65	8870	11		84
3	BEED	26164	15878	15929	51	10235	14		97
4	YAVATMAL	30079	19802	19830	28	10249	15		98
5	HINGOLI	22138	10718	10743	25	11395	9		109
6	JALNA	19459	12592	12616	24	6843	20		65
7	JALGAON	25764	18497	18518	21	7246	10		69
8	BHANDARA	16429	12662	12681	19	3748	3		36
9	NASHIK	24116	19354	19370	16	4746	10		45
10	AMRAVATI	22723	15381	15396	15	7327	11		70
11	SOLAPUR	18485	15323	15338	15	3147	6		30
12	PARBHANI	18103	14115	14129	14	3974	5		38
13	CHANDRAPUR	35020	19895	19908	13	15112	12		144
14	GONDIA	13866	10879	10892	13	2974	8		28
15	PALGHAR	11748	8246	8259	13	3489	7		33
16	AKOLA	19696	13417	13429	12	6267	9		60
17	WARDHA	11430	9458	9470	12	1960	7		19
18	NAGPUR	15898	9520	9530	10	6368	4		61
19	LATUR	26710	20034	20043	9	6667	14		63
20	SATARA	11439	9784	9793	9	1646	4		16
21	GADCHIROLI	16250	11736	11742	6	4508	9		43
22	AHMEDNAGAR	34764	29954	29958	4	4806	20		46
23	OSMANABAD	17246	11138	11142	4	6104	7		58
24	NANDURBAR	15418	11001	11004	3	4414	6		42
25	PUNE	13138	10381	10384	3	2754	5		26
26	SANGLI	8604	7149	7151	2	1453	3		14
27	THANE	5854	4129	4131	2	1723	2		16
28	BULDHANA	20422	14850	14851	1	5571	14		53
29	DHULE	19105	13624	13624	0	5481	8		52
30	KOLHAPUR	12904	10942	10942	0	1962	3		19
31	RAIGAD	8455	5134	5134	0	3321	4		32
32	RATNAGIRI	6690	6252	6252	0	438	2		4
33	SINDHUDURG	2109	2018	2018	0	91	1		1
34	WASHIM	10987	8048	8048	0	2939	8		28
	Total	609045	431424	431937	513	177108	280		1687

राज्य योजना अपूर्ण घरकुले

Sr. No.	Division	रमाई आवास योजना	शबरी आवास योजना	आदीम आवास योजना	पारधी आवास योजना	य.च.मु.व योजना	धनगर आवास योजना	एकूण
1	KONKAN DIV.	1072	7374	596	0	8	12	9062
2	PUNE DIV.	9461	969	56	58	54	364	10962
3	NASHIK DIV.	12263	14095	25	127	20	163	26693
4	AMRAVATI DIV.	17927	10895	2259	212	1005	55	32353
5	NAGPUR DIV.	11149	18531	672	23	4285	10	34670
6	AURANGABAD DIV.	54360	8430	47	64	369	98	63368
	Total	106232	60294	3655	484	5741	702	177108

Sr. No.	District	रमाई आवास योजना	शबरी आवास योजना	आदीम आवास योजना	पारधी आवास योजना	य.च.मु.व योजना	धनगर आवास योजना	Completion%
1	SINDHUDURG	90	1	0	0	0	0	95.7%
2	RATNAGIRI	405	21	4	0	8	0	93.5%
3	AHMEDNAGAR	2644	2126	0	16	20	0	86.2%
4	SATARA	1571	42	0	0	33	0	85.6%
5	KOLHAPUR	1566	12	0	0	20	364	84.8%
6	SANGLI	1442	7	0	4	0	0	83.1%
7	SOLAPUR	3057	81	0	8	1	0	83.0%
8	WARDHA	1167	659	133	1	0	0	82.9%
9	NASHIK	2638	2053	25	30	0	0	80.3%
10	PUNE	1825	827	56	46	0	0	79.0%
11	GONDIA	1468	1506	0	0	0	0	78.6%
12	PARBHANI	3342	467	0	0	165	0	78.0%
13	BHANDARA	1603	1325	0	0	810	10	77.2%
14	LATUR	6527	140	0	0	0	0	75.0%
15	WASHIM	1915	1019	0	2	0	3	73.3%
16	BULDHANA	5014	488	0	17	0	52	72.7%
17	GADCHIROLI	1411	2806	291	0	0	0	72.3%
18	JALGAON	3484	3532	0	67	0	163	71.9%
19	NANDURBAR	1029	3385	0	0	0	0	71.4%
20	DHULE	2468	2999	0	14	0	0	71.3%
21	THANE	263	1202	258	0	0	0	70.6%
22	PALGHAR	66	3284	139	0	0	0	70.3%
23	AKOLA	4926	1306	0	35	0	0	68.2%
24	AMRAVATI	3632	3514	0	28	153	0	67.8%
25	YAVATMAL	2440	4568	2259	130	852	0	65.9%
26	AURANGABAD	7491	1372	0	7	0	0	65.2%
27	JALNA	6607	82	0	8	48	98	64.8%
28	OSMANABAD	5824	83	0	41	156	0	64.6%
29	BEED	9733	494	0	8	0	0	60.9%
30	RAIGAD	248	2866	195	0	0	12	60.7%
31	NAGPUR	888	5466	0	6	8	0	59.9%
32	NANDED	8785	448	47	0	0	0	58.4%
33	CHANDRAPUR	4612	6769	248	16	3467	0	56.8%
34	HINGOLI	6051	5344	0	0	0	0	48.5%
	Total	106232	60294	3655	484	5741	702	70.9%

प्रधानमंत्री आवास योजना ग्रामीण - हप्ते वितरण

Sr. No.	Division	1st Installment (Daily Achivement)	1st Installment Remaining	2nd Installment (Daily Achivement)	2nd Installment Remaining	3rd Installment (Daily Achivement)	3rd Installment Remaining
1	NASHIK DIV.	0	6188	0	33463	0	19533
2	AMRAVATI DIV.	0	22128	0	25842	0	12945
3	AURANGABAD DIV.	0	13574	0	44061	0	22320
4	NAGPUR DIV.	0	5124	0	17526	0	8722
5	KONKAN DIV.	0	156	0	2711	0	2011
6	PUNE DIV.	0	5050	0	13863	0	5852
	Total	0	52220	0	137466	0	71383

PMAY-G 1st Ins Pending

SINDHUDURG	0
RAIGAD	12
THANE	35
RATNAGIRI	51
PALGHAR	58
KOLHAPUR	192
SATARA	212
GADCHIROLI	214
DHULE	235
SANGLI	242
NASHIK	444
PARBHANI	475
WARDHA	667
PUNE	693
NANDURBAR	792
GONDIA	841
CHANDRAPUR	915
NAGPUR	1159
BHANDARA	1328
BEED	1615
JALNA	1623
HINGOLI	1746
NANDED	1808
LATUR	1930
WASHIM	1996
JALGAON	2171
OSMANABAD	2179
AURANGABAD	2198
YAVATMAL	2201
AHMEDNAGAR	2546
AKOLA	2848
SOLAPUR	3711
BULDHANA	7279
AMRAVATI	7804

PMAY-G 2nd Ins Pending

SINDHUDURG	155
RATNAGIRI	272
RAIGAD	444
THANE	447
SATARA	711
WARDHA	1153
PALGHAR	1393
KOLHAPUR	2047
GADCHIROLI	2092
PUNE	2184
OSMANABAD	2278
WASHIM	2627
HINGOLI	2632
NAGPUR	2723
SANGLI	3101
GONDIA	3110
AHMEDNAGAR	3192
LATUR	3299
JALNA	3356
CHANDRAPUR	3640
AKOLA	4168
PARBHANI	4413
BULDHANA	4652
AURANGABAD	4719
BHANDARA	4808
NASHIK	5105
SOLAPUR	5820
DHULE	6090
YAVATMAL	6817
BEED	7322
NANDURBAR	7519
AMRAVATI	7578
JALGAON	11557
NANDED	16042

PMAY-G 3rd Ins Pending

SINDHUDURG	115
RATNAGIRI	248
THANE	291
RAIGAD	333
SATARA	603
WARDHA	621
KOLHAPUR	824
PUNE	916
PALGHAR	1024
NAGPUR	1085
SANGLI	1263
HINGOLI	1322
LATUR	1624
BHANDARA	1630
CHANDRAPUR	1681
GADCHIROLI	1734
WASHIM	1762
AKOLA	1854
GONDIA	1971
AHMEDNAGAR	2061
AURANGABAD	2124
SOLAPUR	2246
PARBHANI	2368
JALNA	2632
AMRAVATI	2635
OSMANABAD	2642
BULDHANA	2836
NASHIK	3043
DHULE	3350
JALGAON	3744
BEED	3815
YAVATMAL	3858
NANDED	5793
NANDURBAR	7335

प्रधानमंत्री आवास योजना ग्रामीण - हप्ते वितरण

Sr. No.	District	1st Installment (Daily Achivement)	1st Installment Remaining	2nd Installment (Daily Achivement)	2nd Installment Remaining	3rd Installment (Daily Achivement)	3rd Installment Remaining
1	AHMEDNAGAR	0	2546	0	3192	0	2061
2	AKOLA	0	2848	0	4168	0	1854
3	AMRAVATI	0	7804	0	7578	0	2635
4	AURANGABAD	0	2198	0	4719	0	2124
5	BEED	0	1615	0	7322	0	3815
6	BHANDARA	0	1328	0	4808	0	1630
7	BULDHANA	0	7279	0	4652	0	2836
8	CHANDRAPUR	0	915	0	3640	0	1681
9	DHULE	0	235	0	6090	0	3350
10	GADCHIROLI	0	214	0	2092	0	1734
11	GONDIA	0	841	0	3110	0	1971
12	HINGOLI	0	1746	0	2632	0	1322
13	JALGAON	0	2171	0	11557	0	3744
14	JALNA	0	1623	0	3356	0	2632
15	KOLHAPUR	0	192	0	2047	0	824
16	LATUR	0	1930	0	3299	0	1624
17	NAGPUR	0	1159	0	2723	0	1085
18	NANDED	0	1808	0	16042	0	5793
19	NANDURBAR	0	792	0	7519	0	7335
20	NASHIK	0	444	0	5105	0	3043
21	OSMANABAD	0	2179	0	2278	0	2642
22	PALGHAR	0	58	0	1393	0	1024
23	PARBHANI	0	475	0	4413	0	2368
24	PUNE	0	693	0	2184	0	916
25	RAIGAD	0	12	0	444	0	333
26	RATNAGIRI	0	51	0	272	0	248
27	SANGLI	0	242	0	3101	0	1263
28	SINDHUDURG	0	0	0	155	0	115
29	SOLAPUR	0	3711	0	5820	0	2246
30	THANE	0	35	0	447	0	291
31	WARDHA	0	667	0	1153	0	621
32	WASHIM	0	1996	0	2627	0	1762
33	YAVATMAL	0	2201	0	6817	0	3858
34	SATARA	-3	212	0	711	0	603
	Total	0	52220	0	137466	0	71383

राज्यपुरस्कृत आवास योजना ग्रामीण - हप्ते वितरण

Sr. No.	Division	1st Installment (Daily Achivement)	1st Installment Remaining	2nd Installment (Daily Achivement)	2nd Installment Remaining	3rd Installment (Daily Achivement)	3rd Installment Remaining
1	AMRAVATI DIV.	13	6597	0	13848	0	5134
2	AURANGABAD DIV.	10	13190	0	30256	0	13544
3	NAGPUR DIV.	0	9414	0	15891	5	4297
4	NASHIK DIV.	0	5561	0	10449	0	5361
5	KONKAN DIV.	0	2469	0	3097	0	1288
6	PUNE DIV.	0	2742	0	4097	0	1826
Total		23	39973	0	77638	5	31450

State Schemes 1st Ins Pending

SINDHUDURG	5
RATNAGIRI	42
SANGLI	165
PALGHAR	170
WARDHA	360
BULDHANA	467
KOLHAPUR	520
WASHIM	532
GONDIA	574
PUNE	584
SOLAPUR	585
PARBHANI	695
AKOLA	737
AHMEDNAGAR	798
DHULE	822
JALNA	874
SATARA	888
GADCHIROLI	900
THANE	911
BHANDARA	937
LATUR	1014
OSMANABAD	1199
NASHIK	1249
RAIGAD	1341
JALGAON	1343
NANDURBAR	1349
BEED	1379
AURANGABAD	1940
YAVATMAL	2231
NANDED	2499
AMRAVATI	2630
CHANDRAPUR	3304
NAGPUR	3339
HINGOLI	3590

State Schemes 2nd Ins Pending

SINDHUDURG	52
RATNAGIRI	115
SATARA	267
THANE	272
SANGLI	680
NANDURBAR	718
PUNE	826
WARDHA	893
KOLHAPUR	966
RAIGAD	1037
BHANDARA	1354
SOLAPUR	1358
GONDIA	1383
WASHIM	1447
NASHIK	1456
GADCHIROLI	1467
PALGHAR	1621
BULDHANA	1781
DHULE	1899
PARBHANI	2221
NAGPUR	2248
JALNA	2493
AMRAVATI	2629
AHMEDNAGAR	2643
LATUR	2961
AKOLA	3360
OSMANABAD	3432
JALGAON	3733
AURANGABAD	3855
BEED	4381
YAVATMAL	4631
NANDED	5165
HINGOLI	5748
CHANDRAPUR	8546

State Schemes 3rd Ins Pending

SINDHUDURG	23
RATNAGIRI	89
THANE	156
SATARA	206
KOLHAPUR	259
WARDHA	284
SANGLI	292
NAGPUR	354
BHANDARA	368
RAIGAD	447
PUNE	478
GONDIA	555
PALGHAR	573
SOLAPUR	591
WASHIM	695
AMRAVATI	786
NASHIK	825
NANDURBAR	840
AKOLA	956
PARBHANI	1018
GADCHIROLI	1032
BULDHANA	1078
AHMEDNAGAR	1197
DHULE	1241
JALGAON	1258
OSMANABAD	1275
HINGOLI	1485
YAVATMAL	1619
LATUR	1638
NANDED	1639
AURANGABAD	1665
CHANDRAPUR	1704
JALNA	1891
BEED	2933

राज्यपुरस्कृत आवास योजना ग्रामीण -हप्ते वितरण

Sr. No.	District	1st Installment (Daily Achivement)	1st Installment Remaining	2nd Installment (Daily Achivement)	2nd Installment Remaining	3rd Installment (Daily Achivement)	3rd Installment Remaining
1	YAVATMAL	13	2231	0	4631	0	1619
2	PARBHANI	10	695	0	2221	0	1018
3	CHANDRAPUR	0	3304	0	8546	5	1704
4	AHMEDNAGAR	0	798	0	2643	0	1197
5	AKOLA	0	737	0	3360	0	956
6	AMRAVATI	0	2630	0	2629	0	786
7	AURANGABAD	0	1940	0	3855	0	1665
8	BEED	0	1379	0	4381	0	2933
9	BHANDARA	0	937	0	1354	0	368
10	BULDHANA	0	467	0	1781	0	1078
11	DHULE	0	822	0	1899	0	1241
12	GADCHIROLI	0	900	0	1467	0	1032
13	GONDIA	0	574	0	1383	0	555
14	HINGOLI	0	3590	0	5748	0	1485
15	JALGAON	0	1343	0	3733	0	1258
16	JALNA	0	874	0	2493	0	1891
17	KOLHAPUR	0	520	0	966	0	259
18	LATUR	0	1014	0	2961	0	1638
19	NAGPUR	0	3339	0	2248	0	354
20	NANDED	0	2499	0	5165	0	1639
21	NANDURBAR	0	1349	0	718	0	840
22	NASHIK	0	1249	0	1456	0	825
23	OSMANABAD	0	1199	0	3432	0	1275
24	PALGHAR	0	170	0	1621	0	573
25	PUNE	0	584	0	826	0	478
26	RAIGAD	0	1341	0	1037	0	447
27	RATNAGIRI	0	42	0	115	0	89
28	SANGLI	0	165	0	680	0	292
29	SINDHUDURG	0	5	0	52	0	23
30	SOLAPUR	0	585	0	1358	0	591
31	THANE	0	911	0	272	0	156
32	WARDHA	0	360	0	893	0	284
33	WASHIM	0	532	0	1447	0	695
34	SATARA	-1	888	0	267	0	206
	Total	23	39973	0	77638	5	31450

प्रधानमंत्री आवास योजना ग्रामीण - Delayed Houses

■ पहिला हप्ता मिळाल्यानंतर १२ महिने उलटूनही अपूर्ण घरकुले
 ■ पहिला हप्ता मिळाल्यानंतर १८ महिने उलटूनही अपूर्ण घरकुले
 ■ पहिला हप्ता मिळाल्यानंतर १० दिवसानंतरही दुसरा हप्ता न मिळालेले घरकुले
 ■ दुसरा हप्ता मिळाल्यानंतर १० दिवसानंतरही तिसरा हप्ता न मिळालेले घरकुले
 ■ तिसरा हप्ता मिळाल्यानंतर १० दिवसानंतरही अपूर्ण घरांची संख्या

AHMEDNAGAR	2643	1545	3064	1712	32
AKOLA	4112	3166	3599	1022	624
AMRAVATI	7414	4980	6861	1642	1077
AURANGABAD	3558	2108	4445	1402	684
BEED	4810	1785	6177	2230	605
BHANDARA	8052	4582	4154	1048	2924
BULDHANA	3716	1909	4201	1384	814
CHANDRAPUR	3608	1799	3087	968	665
DHULE	8924	3930	5709	2528	1907
GADCHIROLI	4236	2231	2006	1369	1305
GONDIA	1844	1506	2849	1393	191
HINGOLI	1934	641	2447	828	167
JALGAON	9739	6308	10664	2496	655
JALNA	2587	1019	3134	1701	430
KOLHAPUR	1979	632	1843	561	148
LATUR	1305	652	3166	871	93
NAGPUR	3216	2183	2491	857	650
NANDED	11895	8316	15233	3283	394
NANDURBAR	15390	9858	7265	5579	6080
NASHIK	7527	3371	4748	2354	1652
OSMANABAD	1972	562	1577	2419	15
PALGHAR	1728	567	1296	786	1144
PARBHANI	1254	669	4068	1286	131
PUNE	2569	1625	1890	714	602
RAIGAD	693	325	430	279	162
RATNAGIRI	346	29	260	196	131
SANGLI	3259	2090	2894	800	310
SATARA	690	264	638	424	253
SINHDURG	146	56	141	105	32
SOLAPUR	5555	4302	5214	1475	718
THANE	748	172	443	219	297
WARDHA	1178	675	956	504	235
WASHIM	1469	768	2218	1114	56
YAVATMAL	7623	3969	6397	2477	1983